

# SOUTHERN SHUTTER EXTERIOR WOOD PRODUCTS

## SHUTTER SELECTION


- 1-3/8" *DesignLine* Flush Stile & Rail Fixed Louver or Panel
- 1-1/8" Standard Flush Stile & Rail Fixed Louver or Panel
- 1-3/8" Heavy Duty Recessed Stile & Rail Fixed Louver or Panel
- 1-3/8" Heavy Duty Recessed Stile and Rail Movable Louver
- Board & Batten Shutters with Variable Board Widths

Louvers are available in variable widths and Traditional or European (*DesignLine* only) profiles. Panels are available in Raised Panel or Flat Panel with a V-Groove Option for either style. Louvers and Panels may be combined for a custom design. Southern Shutter Company's increased manufacturing capabilities enable us to construct our shutters in sizes or configurations to meet almost any customer specifications.



## CUSTOM OPTIONS

- Southern Shutter Company can build your shutters to meet your design specifications in size, configuration and design accents. Custom shapes and designs from palladium arches, sunbursts, or other custom detailing are available presenting an almost endless variety of design options.
- **Western Red Cedar** is recommended for its natural decay resistance and light weight durability. We also offer a variety of other wood species, including Spanish Cedar, Cypress and African Mahogany.
- **Bahama Style Shutters** Bahama shutters are mounted from the top of the window. Shutters above 32" require a substile to help protect against warping of the louvers.
- **Spandrel** refers to a short, wide panel filling the space between two similar objects on a building. For example, a spandrel could be used between columns on a porch or as decorative railings.
- **Decorative Trim Moulding** can be added to most shutter styles giving them a distinctive, unique appearance.



## HARDWARE & ACCESSORIES

Southern Shutter Company offers a complete line of shutter mounting hardware & accessories to ensure a professional-grade installation.

## EXTERIOR FINISHING OPTIONS

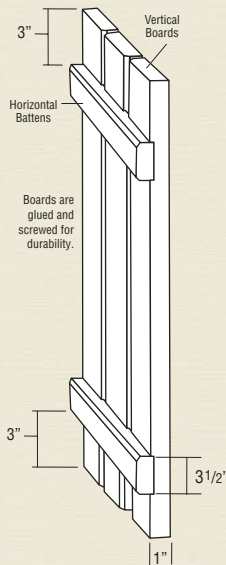
- **Option 1: Spray Primed.** Each shutter is sanded and sprayed with a quality oil-based primer. Additional light sanding is required prior to finishing.
- **Option 2: Primed and Prepped.** Each shutter is sanded, primed with two coats of oil-based primer, hand sanded and sealed. Ready for finishing.
- **Option 3: Primed and Finished.\* Ready for Installation.** Each shutter is sanded, primed with two coats of oil-based primer and hand sanded again. The shutters are then finished with a top quality exterior paint of your choice.

\*All color finishes may be matched to your national brand of paint by supplying the manufacturer's brand name and color number or code and sheen. Finishing cost is in addition to the price of the shutters.



# BOARD & BATTEN SHUTTERS

With Variable  
Board Widths



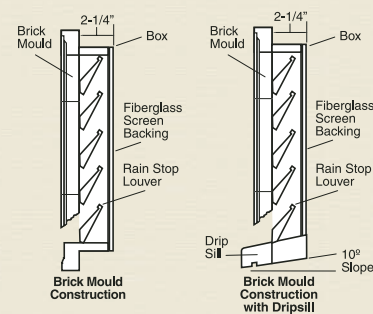
## SPECIFICATIONS

Standard Board Gap: 1/8"

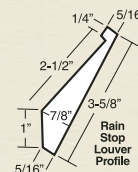
- **Vertical Boards** — Board width determined by overall shutter width and number of boards specified.
- **Horizontal Battens** — 1" thick x 3 1/2" wide
- It is recommended that Board & Batten Shutters **over 42"** in height be constructed with 3 horizontal battens or Z-Batten.

# WESTERN CEDAR VENTILATORS

Exterior Cedar Ventilators and Gables



Special Trim and Sizing  
Available on all Ventilators.  
Ventilators feature rain stop  
louver design and optional  
dripsills.



# SOUTHERN SHUTTER COMPANY

EXTERIOR WOOD PRODUCTS

Shutters • Ventilators • Shutter Hardware

1-800-344-8590

www.southernshutter.com

sales@southernshutter.com

Since 1964 Southern Shutter Company has grown into one of the nation's leading wholesale manufacturers of functional exterior and interior wood shutters.

Southern Shutter recently upgraded our production capabilities with the latest manufacturing technology to produce wood shutters that will last a lifetime with proper maintenance. These enhanced capabilities allow almost unlimited custom options for customers to design and add a personal touch to their shutters. No other company offers as many shutter styles, custom options and wood species to supply our customers with the finest quality wood shutters.

Contact your Southern Shutter dealer for any questions about our products, custom options or price quotes.

email: sales@southernshutter.com

Proudly Distributed by:



# SOUTHERN SHUTTER COMPANY

EXTERIOR WOOD PRODUCTS


Shutters • Ventilators • Shutter Hardware



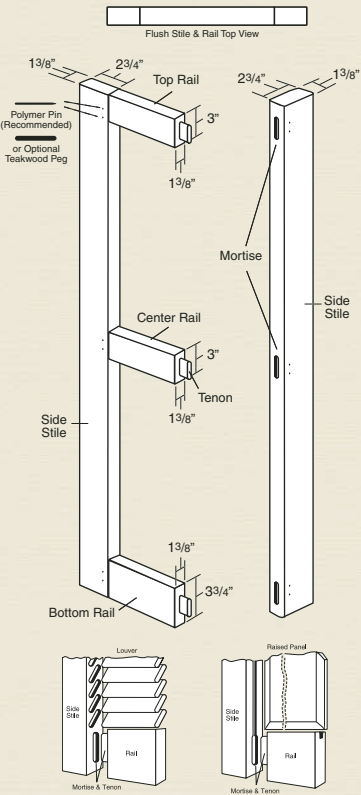
www.southernshutter.com



1-3/8" DESIGNLINE SHUTTERS  
Designline Flush Stile & Rail Exterior Shutters



1-3/8" FLUSH STILE & RAIL FRAME CONSTRUCTION



**SPECIFICATIONS**

Side Stiles: 2-3/4" x 1-3/8"

Top Rail: 3" x 1-3/8"

Center Rail: 3" x 1-3/8"

Bottom Rail: 3-3/4" x 1-3/8"

**Louvers**

Louver Thickness: 3/8"

**Traditional Louver Profile**

17/8" 21/2" 31/2"

**European Louver Profile**

13/4" 21/4" 31/4"

**Panels**  
(See Heavy Duty Profiles)

Singled-sided Panel Thickness: 5/8"

Double-sided Panel Thickness: 3/4"

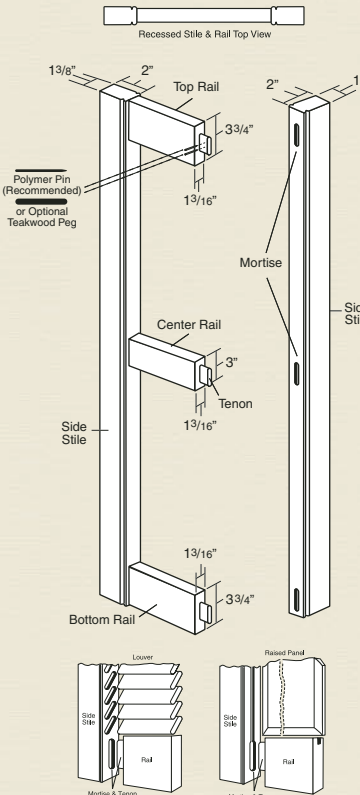
V-Groove Width: 1/2"

Bahama/Spandrel Style construction available.

1-3/8" HEAVY DUTY SHUTTERS  
Heavy Duty Recessed Stile & Rail Exterior Shutters



1-3/8" RECESSED STILE & RAIL FRAME CONSTRUCTION



**SPECIFICATIONS**

Side Stiles: 2" x 1-3/8"

Top Rail: 3-3/4" x 1-3/16"

Center Rail: 3" x 1-3/16"

Bottom Rail: 3-3/4" x 1-3/16"

**Louvers**

Louver Thickness: 3/8"

Traditional Louver Width: 1-5/8"

**Panels**

Singled-sided Panel Thickness: 5/8"

Double-sided Panel Thickness: 3/4"

V-Groove Width: 1/2"

**Traditional Louver Profile**

17/8" 21/2" 31/2"

**Panel Profiles**

Single-Sided Raised Panel

Double-Sided Raised Panel

Double-Sided Flat Panel

Single-Sided Flat Panel

V-Groove Option

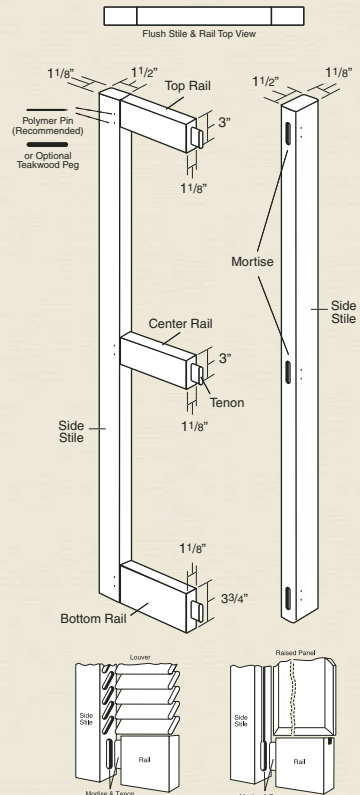
Single-Sided Raised Panel

Bahama/Spandrel Style construction available.

1-1/8" STANDARD SHUTTERS  
Standard Flush Stile & Rail Exterior Shutters



1-1/8" FLUSH STILE & RAIL FRAME CONSTRUCTION



**SPECIFICATIONS**

Side Stiles: 1-1/2" x 1-1/8"

Top Rail: 3" x 1-1/8"

Center Rail: 3" x 1-1/8"

Bottom Rail: 3-3/4" x 1-1/8"

**Louvers**

Louver Thickness: 1/4"

Traditional Louver Width: 1-3/8"

**Panels**

Singled-sided Panel Thickness: 5/8"

Double-sided Panel Thickness: 3/4"

V-Groove Width: 1/2"

**Traditional Louver Profile**

17/8" 21/2" 31/2"

**Panel Profiles**

Single-Sided Raised Panel

Double-Sided Raised Panel

Double-Sided Flat Panel

Single-Sided Flat Panel

V-Groove Option

Single-Sided Raised Panel

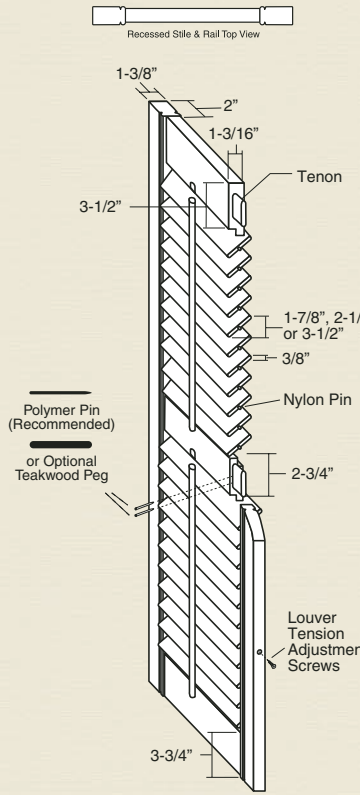
Bahama/Spandrel Style NOT AVAILABLE.

1-3/8" MOVABLE LOUVER  
Heavy Duty Recessed Stile & Rail Movable Louver Exterior Shutters



Movable lower shutters are an excellent choice for Bahama Style shutters and Spandrels.

1-3/8" RECESSED STILE & RAIL FRAME CONSTRUCTION



**SPECIFICATIONS**

Side Stiles: 2" x 1-3/8"

Top Rail: 3-1/2" x 1-3/16"

Center Rail: 2-3/4" x 1-3/16"

Bottom Rail: 3-3/4" x 1-3/16"

**Louvers**

Louver Thickness: 3/8"

Traditional Louver Widths: 1-7/8", 2-1/2" or 3-1/2"

**Traditional Movable Louver Profile**

17/8" 21/2" 31/2"

**Panel Profiles**

Single-Sided Raised Panel

Double-Sided Raised Panel

Double-Sided Flat Panel

Single-Sided Flat Panel

V-Groove Option

Single-Sided Raised Panel

Bahama/Spandrel Style construction available.